

# CRYSTAL CARFRESH

## ESSENTIAL OIL DIFFUSER

### HOW TO USE

#### Precautions

- Remove all packaging before use.
- Keep in a dry environment where temperatures do not exceed 158 °F.
- Never use the product in a manner inconsistent with the manual.
- When the refill stick begins to lose absorbency, replace with a new refill stick to maintain safe and effective use.
- This item is intended to be attached only to an interior car vent.
- Diffuser may become hot when used with a car's heater. Avoid handling diffuser for 5-10 minutes after the heater is turned off.

#### Precautions for use: Crystal Carfresh Essential Oil Diffuser

- Use a refill stick included with your purchase. For best results, use Plant Therapy essential oils.
- Use a new refill stick for each essential oil.
- Please do not store essential oils in automobiles exposed to direct sunlight and high temperatures.
- Essential oils are highly concentrated and should always be handled with care, including the amount for each use.
- Wash hands after handling the refill stick to prevent eye or skin irritation.
- Avoid dripping or spilling the essential oil to prevent staining. If essential oil dripping accidentally occurs, wipe off immediately.
- Keep away from children under 3 years and pets to avoid accidental choking or ingestion.

#### Troubleshooting

If you experience any issues with this product, please follow our troubleshooting guidelines listed below.

Symptom	Possible Cause	Solution
Poor Fragrance Emission	<ul style="list-style-type: none"> <li>• Too little essential oil in the refill stick</li> <li>• Overused refill stick</li> </ul>	<ul style="list-style-type: none"> <li>• Use a different essential oil.</li> <li>• Add more oil according to personal preference.</li> <li>• Replace with a new refill stick.</li> </ul>

Fragrance results may vary depending on ventilation, temperature, humidity, quality of oils and the size of space. We recommend changing the refill stick approximately once a month.

#### SPECIFICATIONS

**Product name:** Crystal Carfresh Diffuser

**Model code:** BLC008

**Environment:** Interior

**Product size:**

3.6 x 0.5 inches (Body) + 1.3 x .79 x 2.5 inches (Metal Clip)

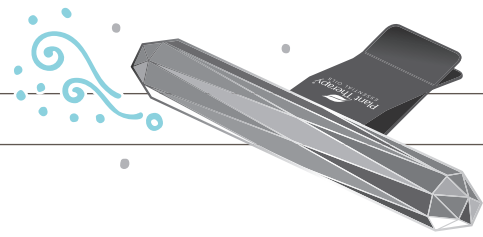
(91 mm x 13 mm (Body) +

32 mm x 20 mm x 65 mm (Metal Clip))

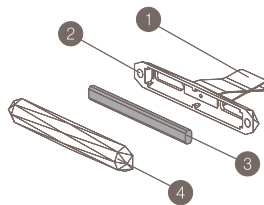
**Main unit weight:** 0.7 oz (21 g)

**Accessories included:** Crystal Carfresh Diffuser, Replaceable refill stick x 3

Designed in USA, Made in China



#### Overview



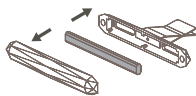
1 Metal Clip Base

2 Magnet Lock

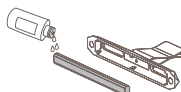
3 Replaceable Refill Stick

4 Crystal Magnet Cover

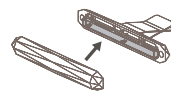
#### Instructions



1. Hold the metal clip base and pull out the crystal magnet cover.



2. Add 2-3 drops of essential oil evenly onto the refill stick.



3. Place the crystal magnet cover back on the metal clip base.



4. Clip the diffuser to the car vent.